



CAMLOCKER

THE KEY TO SECURITY



TABLE OF CONTENTS

- 02** 02- Our Story
- 04** Features
- 08** Camlocker Classic
- 10** Camlocker King
- 14** Camlocker Xtra Deep & Wide
- 16** Camlocker Slim
- 19** Camlocker RV Box
- 22** Camlocker UTV
- 25** Camlocker Fleet
- 27** Camlocker Side mount

“

THE ULTIMATE IN
QUALITY
AMERICAN-MADE

CAMLOCKER



THE **CAMLOCKER** IS A QUALITY ALUMINUM TOOL BOX THAT OFFERS THE **STYLE, PERFORMANCE AND DEPENDABILITY** YOU'D EXPECT FROM YOUR TRUCK

OUR STORY:




Robert (Papa) Swain knew there was a need for a more secure toolbox. After the one on his truck was broken into, with only a simple screwdriver, he was sure of it! That day in 1989, Papa Swain decided there had to be a better way to build a safe, secure toolbox. He wanted one that he could safely and easily store his equipment in while also providing peace of mind that it would still be there when he got back. A storage solution that was affordable to every person. After searching far and wide, he located the cam-style locking mechanism. Unlike the weaker paddle latch mechanisms, the CamLock system uses a revolving Cam that hooks through a welded catch to secure it in a closed position. Breaking in without a key would actually require the lid to be broken or the use of power tools.

After a short trial run, Papa was extremely happy with the results but hated the all too common aluminum dust messing up all of his tools and equipment. He wanted his camouflage to still be camouflage when he was ready to use it. So Papa set out to find a way he could entirely eliminate the dust altogether. This is why every CamLocker Toolbox is lined with felt carpeting that resists mold, mildew and everything you don't want. After inspecting this new development, it was only then that Papa was satisfied. Not only was his stuff safely locked up and weather proofed from the outside, short of total lid destruction, it was also set to resist threats from the inside as well.

After Papa's inspection and seal of approval, the birth of CamLocker had arrived. The company Papa founded, American Aluminum, has been building CamLocker Toolboxes for over 26 years along with police K-9 Units, Inmate Transports, Animal Control Units, Storage Vaults featuring the same cam-style locks, kennels, dog boxes and more! Our products have been used by all branches of the military, FBI, State & Local Law Enforcement Agencies, prisons, etc... In 2014 AAA, Inc. decided to take its specialty CamLocker Toolboxes national. In the first few years, toolbox sales have exploded everywhere the product was introduced. It is now the premier box in security and unprecedented style from coast to coast!

Like everyone else, we know you will enjoy your CamLocker toolbox for many years to come.



CAMLOCKER

CAMLOCKER CROSSOVER TRUCK BOX

THE KEY TO SECURITY





**LOCKING
T-HANDLE**



**LOW PROFILE
3' ABOVE BED**



**STANDARD 6'
ABOVE BED**



SLIM 14" WIDE



**KING
19" DEEP**



**DEEP AND WIDE
24.5" BY 16" DEEP**



**XTRA DEEP AND WIDE
24.5" BY 19" DEEP**

FINISHES

Aluminum, Matte black, Gloss black

CAMLOCKER EXCLUSIVE FEATURES:

- 3yr structural/1yr parts and powder coat
- CamLock locking mechanism keeps tools locked securely
- Non duplicable key system
- Heavy Duty .063 gauge polished aluminum welded construction
- T-Handles open from either side for easy access
- Full length continuous stainless steel hinges
- Insulated lids outperform all others
- Weather sealed lids
- Comes with removable, sliding tool tray
- Completely carpeted throughout sides and floor
- Polished aluminum or top-rated powder coat finish (matte or gloss black)
- Side mount boxes, emergency vehicle boxes and more
- Available in Classic, King, Deep & Wide, Extra Deep & Wide, and more
- Profile styles of Standard 6" or Low Profile 3"
- Also available in .80 for your most heavy duty jobs



*Our lid rails are
fully welded for the
durability to anchor
down cargo*

THE CAMLOCKER

The CamLocker Tool box by American Aluminum, is designed for the buyer who has the need for additional storage but doesn't want to compromise the style of their truck.

With chrome plated carbon steel T-Handles and a proprietary locking mechanism, the CamLocker is tough and good looking. Manufactured in the USA with stringent quality standards and designed by folks who use the product.

CamLocker is the toolbox of choice for those discriminating buyers who value both style and substance.

PRODUCT DETAILS

- 3 year structural / 1 year parts and powder coat warranty
- .063 gauge aluminum fully welded for maximum durability
- .080 gauge aluminum metal offered for heavy duty boxes
- Stainless steel locking t-handles with non- duplicable locks
- Camlocking mechanism connecting rods allows for convenient operation from driver or passenger side
- Removable tray
- Full length stainless steel hinges
- Easy to install with pre- punched mounting slot and Hardware included (NO DRILLING REQUIRED)
- Polished aluminum or top rated powder coat finish)matte or gloss box
- Multiple sizes available for custom fits

PROFILE OPTIONS



STANDARD



LOW PROFILE



SECURE LOCK

LID OPTIONS



NO RAIL



RAIL

TUB OPTIONS

STANDARD 20" W X 14" D

KING 20" W X 19" D

SLIMLINE 14" W X 14" D

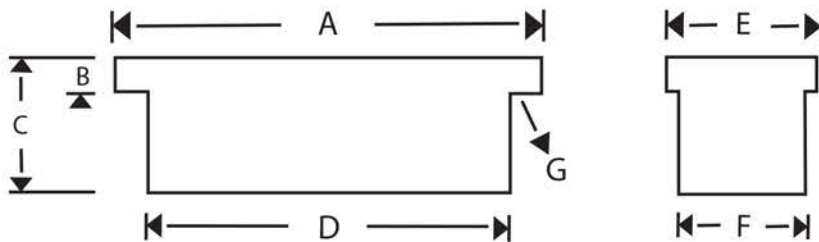
EXTRA-WIDE 24.5" W X 19" D

THE CAMLOCKER CLASSIC

The CamLocker Classic box is the perfect balance of style and substance. The carpeted interior, removable storage tray, choice of profiles and top-rated powder coat finish provide the style. The superior patented locking mechanism, hefty carbon steel T-Handles and heavy duty aluminum welded construction provide the substance.

This box will turn heads all around and upgrade the image of your truck while providing secure storage to keep your valuables safe. The Classic box comes in various lengths and has profile options to make the fit into any style truck and not sacrifice the storage space.

The CamLocker Classic is one tough, good looking tool box!



Standard: 20" Wide x 14" Deep								
Product Code	A	B	B LP*	C	D	E	F	G
CAM/S-71	71"	6"	3"	14"	60 1/2"	20"	17"	4"
CAM/S-67	67"	6"	3"	14"	56 1/2"	20"	17"	4"
CAM/S-65	65"	6"	3"	14"	54 1/2" Y - 52 1/2"	20"	17"	4"
CAM/S-63	63"	6"	3"	14"	52 1/2"	20"	17"	4"
CAM/S-60	60"	6"	3"	14"	Y - 47 1/2"	20"	17"	4"
CAM/S-54	54"	6"	3"	14"	43 1/2"	20"	17"	4"

*LP=LOW PROFILE

CAMLOCKER CROSSOVER TOOLBOX

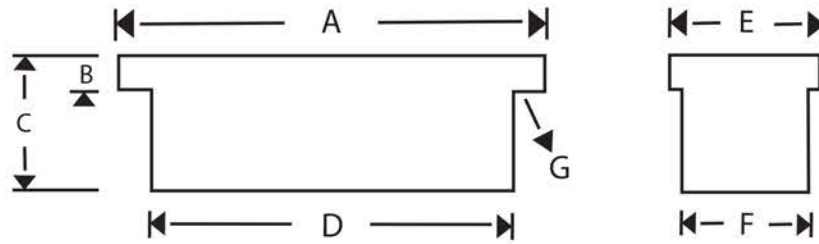




CAMLOCKER KING CROSSOVER BOX

KEY FEATURES:

The king allows you to have 25% more storage space measuring 19" deep with lid included.



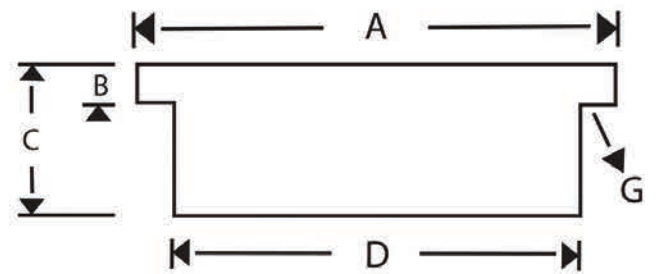

King Size: 20" Wide x 19" Deep								
Product Code	A	B	B LP*	C	D	E	F	G
CAM/KS-71	71"	6"	3"	19"	60 1/2"	20"	17"	4"
CAM/KS-67	67"	6"	3"	19"	56 1/2"	20"	17"	4"
CAM/KS-65	65"	6"	3"	19"	54 1/2" Y - 52 1/2"	20"	17"	4"
CAM/KS-63	63"	6"	3"	19"	52 1/2"	20"	17"	4"
CAM/KS-60	60"	6"	3"	19"	49 1/2" Y - 47 1/2"	20"	17"	4"
CAM/KS-54	54"	6"	3"	19"	43 1/2"	20"	17"	4"

CAMLOCKER KING CROSSOVER BOX



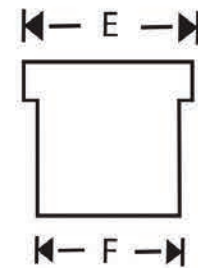
CAMLOCKER DEEP AND WIDE CROSSOVER TOOLBOX

CAMLOCKER DEEP AND WIDE



KEY FEATURES:

- Adds 4.5" to the width and 2" to the depth compared to the Camlocker standard crossover.
- The deep & wide adds 30% more storage compared to the standard crossover.



Deep & Wide: 24.5" Wide x 16" Deep								
Product Code	A	B	B LP*	C	D	E	F	G
CAM/S 71 DW	71"	6"	3"	16"	60 1/2"	24.5"	21.5"	4"

* LP=LOW PROFILE



STANDARD



DEEP & WIDE

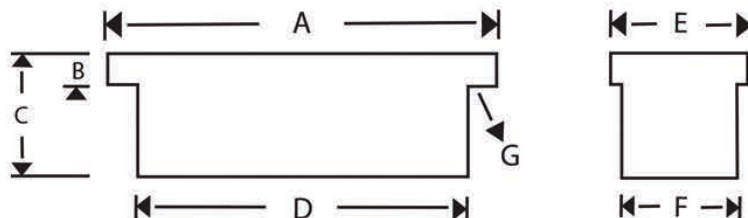
CAMLOCKER XTRA DEEP & WIDE SPECIFICATIONS

THE XTRA DEEP & WIDE:

Measures 19" deep (lid included) x 24.5" wide and is currently available in the 71 series with more to come soon! The profile options are again 6" above the bed-rail for the Regular or 3" for the LP. As the largest offering in the CamLocker line-up, the UN and FN notching systems are sure to provide the look and fit you expect from CamLocker. As with all of our boxes the XDW has our polished aluminum, matte or gloss black finish options.

Key Features

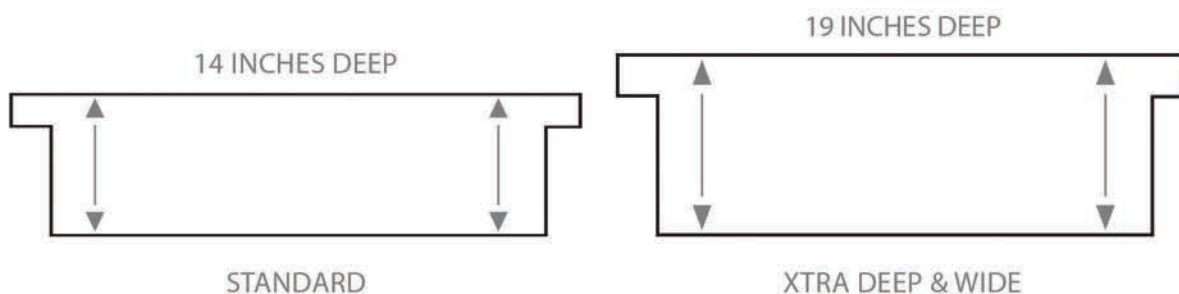
- Adding 4.5: to the width and 5" to the depth of the box
- Adds 40% more storage space



Xtra Deep & Wide: 24.5" Wide x 19" Deep

Product Code	A	B	B LP*	C	D	E	F	G
CAM/KS-71 XDW	71"	6"	3"	19"	60 1/2"	24.5"	21.5"	4"

* LP=LOW PROFILE



THE CAMLOCKER SLIMLINE



SLIMLINE KING SIZE (KS),
LOW PROFILE (LP)



THE SLIMLINE

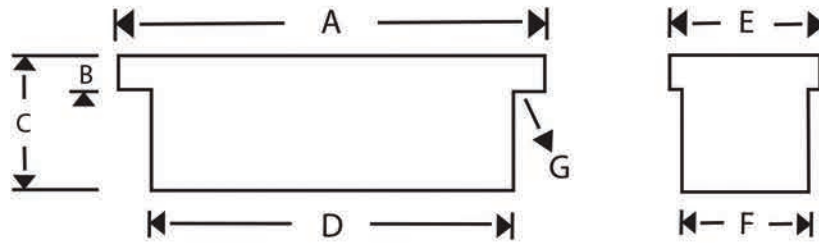
With today's rise in the popularity of Crew Cabs and other extended cabs, the cargo beds continue to get smaller and smaller. The Slimline series is perfect for lockable protection without sacrificing your bed space.

The SL model comes in at the same standard depth of 14" top to bottom (lid included) but with a reduced cab to tailgate measurement of 14" instead of the standard 20". Available in all series. The KSL has the same features but provides the same depth as our King Size model at 19" top to bottom (lid included).

CAMLOCKER SLIMLINE CROSSOVER TOOLBOX

THE SLIMLINE:

Measures 14" deep (lid included) on the standard or 19" deep (lid included) on the king and measures 14" wide on any series from 54" to 71". As with our other lines, both profiles, Regular and Low Profiles are available. While the Slimline models are designed for shorter bed lengths our unique notching system is still available to accommodate appropriate fit. As with all of our boxes, the Slimline has our polished aluminum, matte or gloss black finish options.



KEY FEATURES

- Designed for trucks with limited space
- The slim line box is most popular with our outdoor sportsmen, used in their truck beds for more space for dog boxes
- Measures 14" deep for standard box and 19" deep for the king box
Either 14" or 18" wide on any length from 54" to 71" boxes

Slim Line: 14" Wide x 19" or 14" Deep								
	A	B	B LP*	C	D	E	F	G
CAM/KSL-71A	71"	6"	3"	19"	60 1/2"	14"	11"	4"
CAM/SL-71A	71"	6"	3"	14"	60 1/2"	14"	11"	4"
CAM/KSL-67A	67"	6"	3"	19"	55 1/2"	14"	11"	4"
CAM/SL-67A	67"	6"	3"	14"	56 1/2"	14"	11"	4"
CAM/KSL-65A	65"	6"	3"	19"	54 1/2"	14"	11"	4"
CAM/SL-65A	65"	6"	3"	14"	54 1/2"	14"	11"	4"
					Y - 52 1/2"			
CAM/KSL-63A	63"	6"	3"	19"	52 1/2"	14"	11"	4"
CAM/SL-63A	63"	6"	3"	14"	52 1/2"	14"	11"	4"
CAM/KSL-60A	60"	6"	3"	19"	49 1/2"	14"	11"	4"
CAM/SL-60A	60"	6"	3"	14"	49 1/2"	14"	11"	4"
					Y - 47 1/2"			
CAM/KSL-54A	54"	6"	3"	19"	43 1/2"	14"	11"	4"
CAM/SL-54A	54"	6"	3"	14"	43 1/2"	14"	11"	4"

NOTE: FOR 18" WIDE SLIMLINE, DROP THE M IN THE MODEL NUMBER *LP=LOW PROFILE

CAMLOCKER SLIMLINE





THE CAMLOCKER RECREATIONAL VEHICLE "RV" BOX

Great for use as an in-bed toolbox if you prefer it not to sit on the rails but finish with more of a flush look. The RV box can be used as a dock-box for use by the water or as the name suggests in the cargo hold in your RV. The RV series originally got its start at AAA, Inc. and CamLocker as a tack box in the horse and livestock markets.

BL = Bevel = 4" x 4" 45° angle in bottom left and right hand corners. Recommended for use in truck beds. Available on all models except the 36.

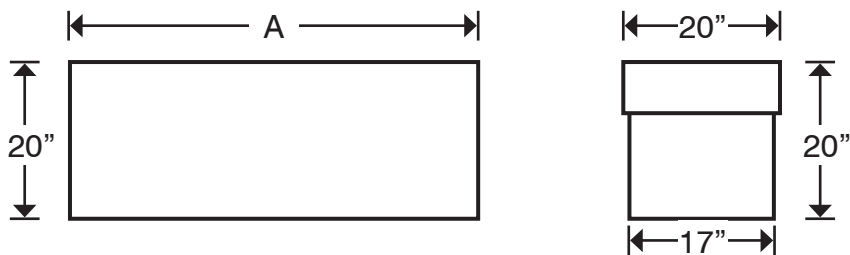
FN = Full Notch = up step/stair shape notch in bottom left and right hand corners to accommodate for wheel wells. Available on 53's.

SCN = Super Crew Notch = To accommodate wheel wells. Available on 57's & 60's.

CAMLOCKER "RV" BOX

THE RECREATIONAL VEHICLE BOX:


Measures 20" x 20" for the width and height with available lengths of 36, 48, 53, 57 & 60. With a design concept focusing on versatility, let your imagination run wild with possible usage ideas.



KEY FEATURES

- Measures 20 x 20 for the width and heights available lengths 36, 48, 53, 57 & 60.
- Dual locking handles for additional storage
- Lid self opens at a 90 degree for convenient open

RV Box: 20" Wide x 20" Deep	
Product Code	A
CAM/RV-36	36"
CAM/RV-48	48"
CAM/RV-53	53"
CAM/RV-57	57"
CAM/RV-60	60"



CAMLOCKER SIDE MOUNT TOOLBOXES



PRODUCT DETAILS:

- Offering sidemount toolboxes in standard or low-profile for more visual
- Mounts on the inside of the truck bed for additional truck bed space
- Locking t-handles for additional storage

Side Mount Box: 12" Wide x 12" Deep	
Product Code	A
CAM/SMB-36	36"
CAM/SMB-48	48"
CAM/SMB-60	60"
CAM/SMB-68	68"
CAM/SMB-72	72"



CAMLOCKER UTV BOXES & SIDEMOUNT

FEATURED PRODUCTS:



PRODUCT DETAILS

- Built to keep luggage or tools secure while riding outdoors
- Built with our Camlocker locking stainless steel locks for security
- Easy opening access on both sides
- Tight seal to keep dust and dirt out



UTV BOXES BUILT FOR:

Polaris Ranger
Polaris Razor
Honda Pioneer
Can-am Defender
Kawasaki
Yamaha




CAMLOCKER SIDEMOUNT BOXES


CAMLOCKER SIDE TOP MOUNT TOOLBOX & UNDERBODY BOX




CAMLOCKER COLLECTION



CLASSIC



KING SIZE



DEEP & WIDE



XTRA DEEP & WIDE



SLIM LINE



SIDE MOUNT



RV




FRONT LOCK (LOW PROFILE)



SIDE LOCK (STANDARD PROFILE)



LOCKING CAM MECHANISM



INSULATED - WEATHER STRIPPED



INTERIOR CARPET



SLIDING TRAY*

*SLIDING PLASTIC TRAY COMES STANDARD. METAL TRAY AVAILABLE FOR UPGRADE.

FIT GUIDE + OPTIONS

Toolboxes	Make	Models/Cab Styles	Years
Cam/S-71 LP Cam/S-71	Chevy Ford Dodge Nissan Toyota	All Fullsize All Fullsize (Excluding 97-03 Crew Cabs) All Fullsize All Titan's Tundra	99-Current 04-Current 02-Current 03-Current 07-Current
Cam/KS-71	Chevy Ford Dodge Nissan Toyota	All Fullsize All Fullsize (Excluding 97-03 Crew Cabs) All Fullsize Titan (Excluding Crew Cabs) Tundra	99-Current 04-Current 02-Current 03-Current 07-Current
Cam/KS71 LP	Chevy Ford Dodge Dodge Nissan Toyota	Fullsize Regular & Quad Cabs Fullsize Regular & Quad Cabs All Fullsize Fullsize Regular Cabs Titan Regular & Quad Cabs Tundra Regular & Quad Cabs	99-Current 97-Current 02-08 02-Current 03-Current 07-Current
Cam/KS-71 LP UN	Chevy Ford Dodge Nissan Toyota	Fullsize Crew Cabs Fullsize Crew Cabs Fullsize Quad & Crew Cabs Titan Crew Cabs Tundra Quad & Crew Cabs	07-Current 04-Current 09-Current 03-Current 07-Current
CAM/S-67	Toyota	T-100 All Cab Sizes	99-07
CAM/KS-67 LPN CAM/KS-67 N	Toyota	T-100 Quad & Crew Cabs	99-07
CAM/S-63 FN CAM/KS-63 FN CAM/S-63 LP FN CAM/KS-63 LP FN	Toyota	Tacoma	05-Current
CAM/S-63 FN CAM/KS-63 FN CAM/S-63 LP FN CAM/KS-63 LP FN	Nissan Dodge	Frontier Dakota Crew Cabs	04-Current 97-11
CAM/S-63 CAM/KS-63 CAM/S-63 LP CAM/KS-63 LP	Dodge	Dakota Regular & Quad Cabs	97-11
CAM/S-65 Y CAM/KS-65 Y CAM/S-65 LP Y CAM/KS-65 LP Y	Ford	Flairside	97-Current
CAM/S-54 CAM/KS-54 CAM/S-54 LP CAM/KS-54 LP	Ford Chevy	Flairside Sportside	92-97 88-99
CAM/S-60 Y CAM/KS-60 Y CAM/S-60 LP Y CAM/KS-60 LP Y	Chevy Chevy Ford	Sportside S-10, S-15, Sonoma	00-Current All Years All Years
CAM/S-63 CAM/S-63 LP CAM/KS-63 FN CAM/KS-63 LP FN	Chevy	Colorado Regular Cab	04-Current
CAM/S-63 FN CAM/KS-63 FN CAM/S-63 LP FN CAM/KS-63 LP FN	Chevy	Colorado Quad & Crew cabs	04-Current

We are proud to serve you with
American Hand Crafted products!

Located in Perry, Florida

CAMLOCKER TOOLBOXES

3382 US HWY 19 South

Perry, Florida 32348

Office: 800-277-0869

Fax: 850-584-2079

Email: sales@camlockeonline.com

CAMLOCKER

CRAFTED WITH PRIDE IN THE U.S.A.

CamLocker - LIMITED LIFETIME WARRANTY. REGISTER ONLINE AT www.CamLockerOnline.com. Registering will activate the Limited Lifetime Warranty. You may also call or mail your warranty in to complete the registration process. Failure to register your product within 14 days of the date of purchase listed on your receipt will result in loss of coverage as detailed below. Limited Lifetime Warranty American Aluminum Accessories, Inc. (manufacturer) guarantees a limited lifetime warranty of materials and workmanship of the equipment due to normal use. The Limited Lifetime warranty remains in effect and applies to the original purchaser ("purchaser") of a new product. A new product is defined as Newly Installed CamLocker Toolbox. The warranty lasts for as long as the original purchaser owns the vehicle on which the product was originally installed. The warranty is not transferable from purchaser to any subsequent owner and/or vehicles. The warranty immediately terminates if product is removed from the original vehicle or if vehicle transfers ownership. Modification of any kind voids all warranty coverage. Warranty is limited to replacement or repair of genuine American Aluminum Accessories, Inc. products. **See Bottom Conditionally Covered Items Wear and operational items such as shocks, latches, hinges, hardware, gaskets, keys, lift-cylinders, etc...are covered for 3 years/36 months from date of purchase on receipt. Replacements can be ordered via credit card by calling 1-800-277-0869. Powder coating carries a 1 year or 12 months from date of purchase warranty. Coverage extends through both currently available options of matte & gloss black. The high quality finish must be cared for and maintained like any other exposed finish. Protect the finish with non-abrasive auto-wash on a regular basis. Compounds with abrasive materials may scratch the finish and leave exposed areas susceptible to blemishing. All Warranty Claims must be initiated at the place of purchase. Original receipt proof of purchase, displaying the date and registered warranty must accompany all claims along with photographs referencing defect. What is not covered: Buyer assumes all risk, liability, cost for installation and use of American Aluminum Accessories, Inc. products. All products are sold functionally as lifestyle products for work and play are not relied upon as protection for the vehicle or its occupants in the event of an accident. The warranty does not cover re-installation, cost of removal, labor, transportation costs, loss of use, inconvenience or consequential damages. Warranty excludes damage resulting from misuse, abuse, accident, improper installation (when not installed by American Aluminum Technicians), modification of any kind, vandalism, spills, improper or inadequate maintenance or on-road and off-road hazards to the original purchaser.

**THIS LIMITED WARRANTY DOES NOT COVER LABOR COSTS or incidental, indirect, special or consequential damages such as, but not limited to, physical injuries or property damage, loss of time, loss of use of the vehicle, inconvenience, rental vehicle charges, towing charges or accommodations resulting from a defect in or failure of the part. This limited warranty represents the exclusive remedy for any product defect or failure and the total liability of American Aluminum Accessories, Inc., and its subsidiaries and affiliates ("AAA") for any part it warrants. AAA MAKES NO OTHER WARRANTIES, EXPRESS OR IMPLIED, INCLUDING ANY WARRANTIES OF MERCHANTABILITY, CONDITION OF ANY KIND OR FITNESS FOR A PARTICULAR PURPOSE. Some states do not allow disclaimers of implied warranties. Therefore all implied warranties that may apply to your purchase are limited to the duration of this written warranty. Some states also do not allow limitations on how long an implied warranty lasts or the exclusion or limitation of incidental, special or consequential damages, so the above information may not apply to you. This warranty gives you specific rights, and you may have other rights which vary from state to state. AAA does not authorize any person to vary the terms, conditions or exclusions of this warranty. If any provision of the warranty should become invalid or unenforceable because of any laws, the remaining terms and provisions of the warranty shall remain in full force and effect. To the extent allowed under local law, the remedies provided in this Limited Warranty Policy are the customer's sole and exclusive remedies.

